


# The Zenith

*July 01, 2019*

*Volume 2, Issue 4*



## Contents:

Mobile Phone Battery (2)

Universal Computer  
Memory (5)

Expert  
Lecture/Seminars/Courses/  
Industrial Visits Organized  
(6)

Industrial Training by Staff  
(7)

# How you charge your mobile phone could compromise its battery lifespan

Consumers and manufacturers have ramped up their interest in this convenient charging technology, abandoning fiddling with plugs and cables in a favour of just setting the phone directly on a charging base.

Standardisation of charging stations, and inclusion of inductive charging coils in many new smartphones has led to rapidly increasing adoption of the technology. In 2017, 15 automobile models announced the inclusion of consoles within vehicles for inductively charging consumer electronic devices, such as smartphones -- and at a much larger scale, many are considering it for charging electric vehicle batteries.

Inductive charging enables a power source to transmit energy across an air gap, without the use of connecting wire but one of the main issues with this mode of charging is the amount of unwanted and potentially damaging heat that can be generated. There are several sources of heat generation associated with any inductive charging system -- in both the charger and the device being charged. This additional heating is made worse by the fact that the device and the charging base are in close physical contact, any heat generated in one device may be transferred to the other by simple thermal conduction and convection.

In a smartphone, the power receiving coil is close to the back cover of the phone (which is usually electrically nonconductive) and packaging constraints necessitate placement of the phone's battery and power electronics in close proximity, with limited opportunities to dissipate heat generated in the phone, or shield the phone from heat generated by the charger. It has been well-documented that batteries age more quickly when stored at elevated temperatures and that exposure to higher temperatures can thus significantly influence the state-of-health (SoH) of batteries over their useful lifetime.

The rule of thumb (or more technically the Arrhenius equation) is that for most chemical reactions, the reaction rate doubles with each 10 °C rise in temperature. In a battery, the reactions which can occur include the accelerated growth rate of passivating films (a thin inert coating making the surface underneath unreactive) on the cell's electrodes. This occurs by way of cell redox reactions, which irreversibly increase the internal resistance of the cell, ultimately resulting in performance degradation and failure. A lithium ion battery dwelling above 30 °C is typically considered to be at elevated temperature exposing the battery to risk of a shortened useful life.

Guidelines issued by battery manufacturers also specify that the upper operational temperature range of their products should not surpass the 50?60 °C range to avoid gas generation and catastrophic failure.

These facts led WMG researchers to carry out experiments comparing the temperature rises in normal battery charging by wire with inductive charging. However the WMG were even more interested in inductive charging when the consumer misaligns the phone on the charging base. To compensate for poor alignment of the phone and the charger, inductive charging systems typically increase the transmitter power and/or adjust their operating frequency, which incurs further efficiency losses and increases heat generation.

This misalignment can be a very common occurrence as the actual position of the receiving antenna in the phone is not always intuitive or obvious to the consumer using the phone. The WMG research team therefore also tested phone charging with deliberate misalignment of transmitter and receiver coils.

All three charging methods (wire, aligned inductive and misaligned inductive) were tested with simultaneous charging and thermal imaging over time to generate temperature maps to help quantify the heating effects. The results of those experiments have been published in the journal ACS Energy Letters in an article entitled "Temperature Considerations for Charging Li-Ion Batteries: Inductive versus Mains Charging Modes for Portable Electronic Devices."

The graphics with this press release illustrates three modes of charging, based on (a) AC mains charging (cable charging) and inductive charging when coils are (b) aligned and (c) misaligned. Panels i and ii show a realistic view of the charging modes with a snapshot of the thermal maps of the phone after 50 min of charging. Regardless of the mode of charging, the right edge of the phone showed a higher rate of increase in temperature than other areas of the phone and remained higher throughout the charging process. A CT scan of the phone showed that this hotspot is where the motherboard is located

- In the case of the phone charged with conventional mains power, the maximum average temperature reached within 3 hours of charging did not exceed 27 °C.
- In contrast this for the phone charged by aligned inductive charging, the temperature peaked at 30.5 °C but gradually reduced for the latter half of the charging period. This is similar to the maximum average temperature observed during misaligned inductive charging.
- In the case of misaligned inductive charging, the peak temperature was of similar magnitude (30.5 °C) but this temperature was reached sooner and persisted for much longer at this level (125 minutes versus 55 minutes for properly aligned charging).

Also noteworthy was the fact that the maximum input power to the charging base was greater in the test where the phone was misaligned (11W) than the well-aligned phone (9.5 W). This is due to the charging system increasing the transmitter power under misalignment in order to maintain target input power to the device. The maximum average temperature of the charging base while charging under misalignment reached 35.3 °C, two degrees higher than the temperature detected when the phone was aligned, which achieved 33 °C. This is symptomatic of deterioration in system efficiency, with additional heat generation attributable to power electronics losses and eddy currents.

The researchers do note that future approaches to inductive charging design can diminish these transfer losses, and thus reduce heating, by using ultrathin coils, higher frequencies, and optimized drive electronics to provide chargers and receivers that are compact and more efficient and can be integrated into mobile devices or batteries with minimal change.

In conclusion, the research team found that inductive charging, whilst convenient, will likely lead to a reduction in the life of the mobile phone battery. For many users, this degradation may be an acceptable price for the convenience of charging, but for those wishing to eke out the longest life from their phone, cable charging is still recommended.



Smartphone with low battery (stock image).

Credit: © adiruch na Chiangmai / Adobe Stock

Researchers at WMG at the University of Warwick have found that use of inductive charging, whilst highly convenient, risks depleting the life of mobile phones using typical LIBs (Lithium-ion batteries)

# Discovery of a 'holy grail' with the invention of universal computer memory

The electronic memory device -- described in research published in Scientific Reports -- promises to transform daily life with its ultra-low energy consumption.

In the home, energy savings from efficient lighting and appliances have been completely wiped out by increased use of computers and gadgets, and by 2025 a 'tsunami of data' is expected to consume a fifth of global electricity.

But this new device would immediately reduce peak power consumption in data centres by a fifth. It would also allow, for example, computers which do not need to boot up and could instantaneously and imperceptibly go into an energy-saving sleep mode -- even between key strokes.

The device is the realisation of the search for a "Universal Memory" which has preoccupied scientists and engineers for decades.

Physics Professor Manus Hayne of Lancaster University said: "Universal Memory, which has robustly stored data that is easily changed, is widely considered to be unfeasible, or even impossible, but this device demonstrates its contradictory properties."

A US patent has been awarded for the electronic memory device with another patent pending, while several companies have expressed an interest or are actively involved in the research.


The inventors of the device used quantum mechanics to solve the dilemma of choosing between stable, long-term data storage and low-energy writing and erasing.

The device could replace the \$100bn market for Dynamic Random Access Memory (DRAM), which is the 'working memory' of computers, as well as the long-term memory in flash drives.

While writing data to DRAM is fast and low-energy, the data is volatile and must be continuously 'refreshed' to avoid it being lost: this is clearly inconvenient and inefficient. Flash stores data robustly, but writing and erasing is slow, energy intensive and deteriorates it, making it unsuitable for working memory.

Professor Hayne said: "The ideal is to combine the advantages of both without their drawbacks, and this is what we have demonstrated. Our device has an intrinsic data storage time that is predicted to exceed the age of the Universe, yet it can record or delete data using 100 times less energy than DRAM."





RAM memory chips (stock image).

Credit: © NorGal / Adobe Stock

A new type of computer memory which could solve the digital technology energy crisis has been invented and patented by scientists from Lancaster University in the UK.

*Lancaster University*  
[www.sciencedaily.com](http://www.sciencedaily.com)

## Expert Lecture/Seminars/Courses/Industrial Visits Organized

- An expert talk on "Godavari River Rejuvenation" by Mr. Rajesh Pandit (Environment Activist) organized on 28th June 2019.



## Industrial Training / Seminar/Workshop done by Staff

Sr. No.	Name of Staff	Name of Industry	Duration
1	Prof. Dr. D. M. Chandwadkar	Panva Engineering Pvt.Ltd., Nashik	15 days
2	Dr. S. A. Patil	Panva Engineering Pvt.Ltd., Nashik	15 days
3	Prof. M. P. Joshi	Sivananda Electronics, Nashik	15 days
4	Prof. V. R. Lele	TechMetro Pvt. Ltd., Pune	15 days
5	Prof. D. C. Shimpi	Sivananda Electronics, Nashik	15 days
6	Prof. R. V. Chothe	TechnoKraft Pvt.Ltd.,Nashik.	15 days
7	Prof. S. A. Karpe	Fox Controls, Nashik	15 days
8	Prof. S. V. Shelke	CG Power and Industrial Solutions Ltd	15 days
9	Prof. A. H. Dhangare	CG Power and Industrial Solutions Ltd	15 days
10	Prof. P. J. Mondhe	Caprihans India Limited, Satpur, Nashik	15 days
11	Dr. K. S. Holkar	Innova techno solutions	15 days
12	Prof. R. R. Khinde	Makewell Electronics, Nashik	15 days
13	Prof. S. S. Ansari	Innova techno solutions	15 days
14	Prof. N. M. Bhujbal	Makewell Electronics, Nashik.	15 days
15	Prof. K. S. Navale	Crompton Greaves, Nashik	15 days
16	Prof. S. S. Dongare	Fox Controls, Nashik	15 days
17	Prof. P. P. Patil	TechnoKraft Pvt.Ltd., Nashik.	15 days
18	Prof. D. D. Khartad	BSNL, Nashik	15 days

- Hands-on Training by Prof. P. P. Patil and Prof. R. V. Chothe in TechnoKraft Pvt. Ltd., Nashik.



- Hands-on Training by Dr. K. S. Holkar and Prof. S. S. Ansari in Innova Techno Solutions, Nashik.





- Hands-on Training by Prof. M. P. Joshi and Prof. D. C. Shimpi in Sivananda Electronics, Nashik.





- Hands-on Training by Prof. R. R. Khinde and Prof. N. M. Bhujbal in Makewell Electronics, Nashik.



***Published By***

***Department of E&TC***

***K.K. Wagh Institute of Engineering***

***Education & Research, Nashik***

***Hirabai HaridasVidyanagari,***

***Amrutdham, Panchavati***

***Nashik-422003***

***Editor: Prof. Dipankar D. Khartad***

***E-mail: ddkhartad@kkwagh.edu.in***

## **Vision**

Provide quality education to create engineering professionals of global standards by keeping pace with rapidly changing technologies to serve the society.

## **Mission**

M1: To educate the students with the state-of-the-art technologies and value based education to meet the growing challenges of industry.

M2: To provide scholarly ambience & environment for creating competent professionals.

M3: To inculcate awareness towards societal needs.