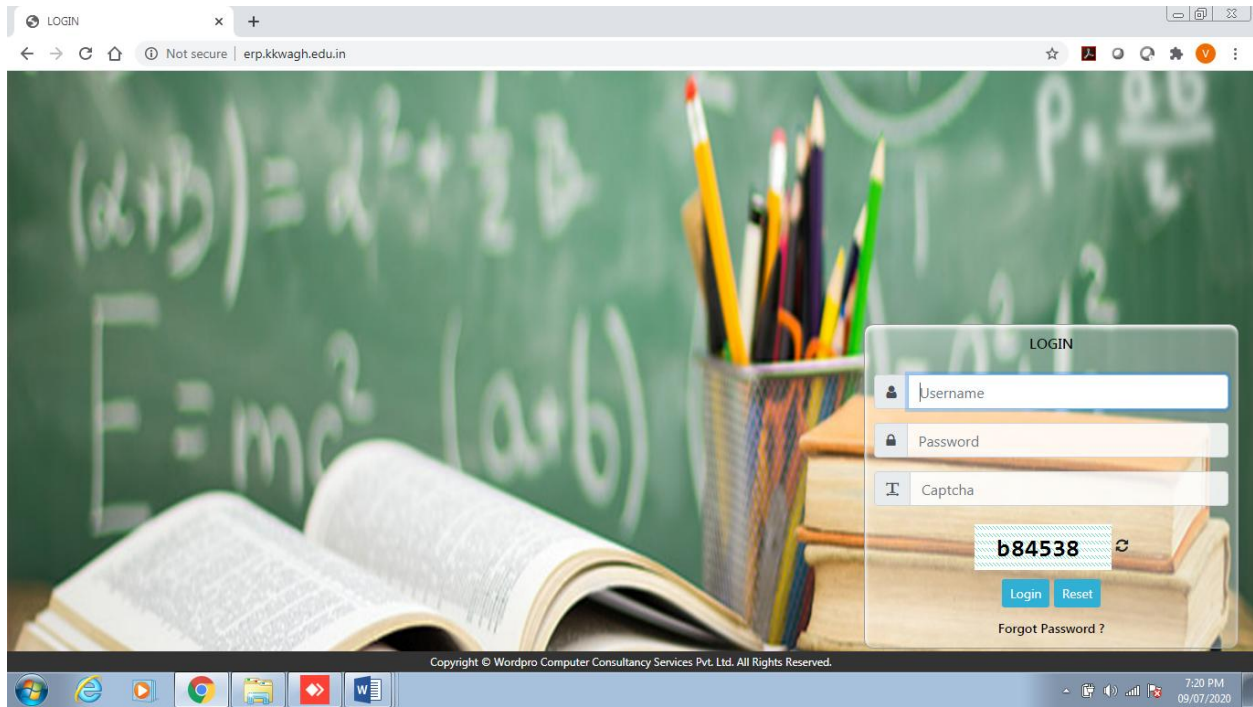


Procedure for Online Fees Payment

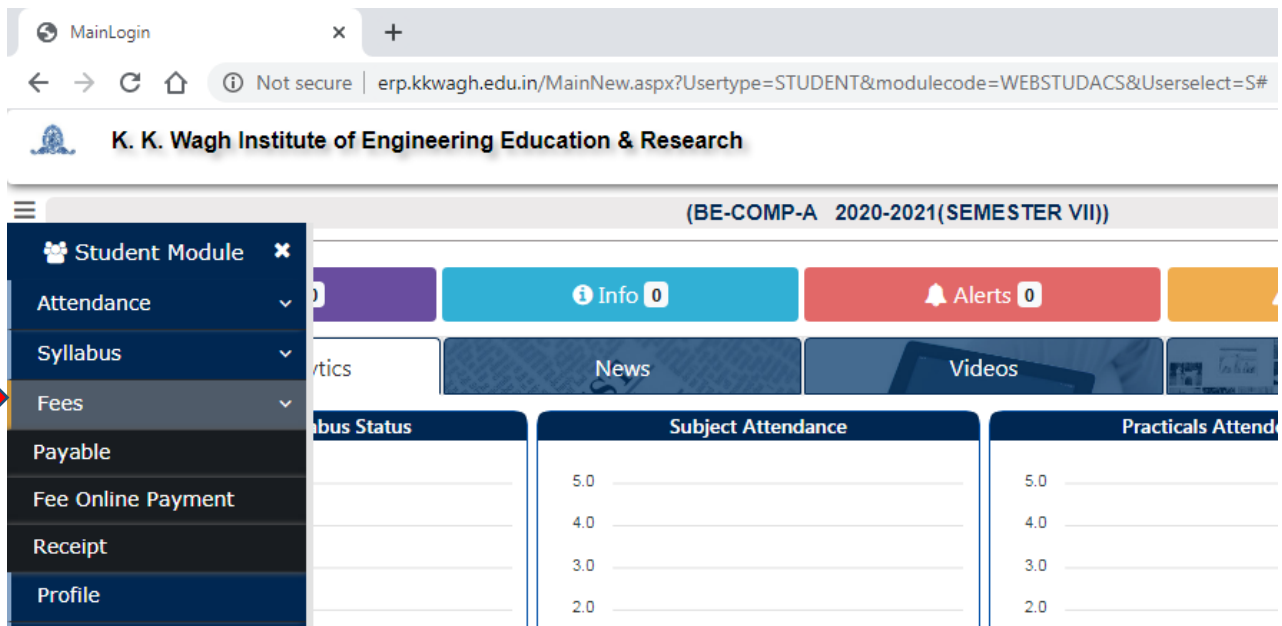
Step 1: Visit Institute Website

Step 2: Click on the ERP Login Link given on the Institute Website.

Step 3: Enter student ERP Login credentials.



Step 4: Go to **Fees** menu as shown below



Step 5: Click on the **Fee Online Payment** Option. You will get following window.

The screenshot shows a web browser window titled "Fee Online Payment - Google Chrome" with the URL "erp.kkwagh.edu.in/OnlinePayment/FeeOnlinePayment.aspx". The page header reads "K. K. Wagh Institute of Engineering Education & Research". Below the header, the title "Fee Online Payment" is centered. The form contains the following fields:

- Student Name : SARANG DINESH CHANDWADKAR (0117011308)
- Academic Session : 2020-2021
- Semester : SEMESTER VII
- Course Year : BE-COMP-A

Below these fields, there is a section labeled "Payment For:" with three radio button options: "Outstanding Fee", "Current Year Fee", and "Other Fee". This section is highlighted with a red rectangular box.

NOTE:
If you do not see applicable fees or fees displayed are incorrect, then Write application to the Principal stating your details such as PRN,Year of First year admissions etc and send the application with copy of the most recent fee receipt and university mark sheet to engg-fees@kkwagh.edu.in

Step 6: There are 3 options available as shown above for you to make the payment for.

1. **Outstanding Fee**
2. **Current Year Fee**
3. **Other Fee**

Click on the **Outstanding Fee** to pay your last year pending fees, if any

Click on the **Current Year Fee** to pay the fees for the current year

Click on the **Other Fee** to pay the other fees such as insurance etc...

Here we will show you the example how to pay the fees by selecting the **Current Year Fees** option.

Step7: Select **Current Year Fee** option. You will see the fee heads as per your institute Fee Structure.

Fee Online Payment - Google Chrome
Not secure | erp.kkwagh.edu.in/OnlinePayment/FeeOnlinePayment.aspx

K. K. Wagh Institute of Engineering Education & Research

Fee Online Payment

Student Name : SARANG DINESH CHANDWADKAR (0117011308)
Academic Session : 2020-2021 Semester : SEMESTER VII Course Year : BE-COMP-A

Payment For : Outstanding Fee Current Year Fee Other Fee

Current Year Fee			
Sr. No	Particulars	Receivable Amount (Rs.)	Balance Amount (Rs.)
1	Development Fees [Receipt ENTRY]	8273	8038
2	Tuition Fees [Receipt ENTRY]	82727	82727
Total		91000	90765

Amount for Payment :

NOTE:
If you do not see applicable fees or fees displayed are incorrect, then Write application to the Principal stating your details such as PRN,Year of First year admissions etc and send the application with copy of the most recent fee receipt and university mark sheet to engg-fees@kkwagh.edu.in

Step 8: Check the total amount under balance column and type the total amount in front of **Amount for Payment** label as shown below.

:- Google Chrome
rp.kkwagh.edu.in/OnlinePayment/FeeOnlinePayment.aspx

K. K. Wagh Institute of Engineering Education & Research


Fee Online Payment

Student Name : SARANG DINESH CHANDWADKAR (0117011308)

Academic Session : 2020-2021 Semester : SEMESTER VII Course Year : BE-COMP-A

Payment For : Outstanding Fee Current Year Fee Other Fee

Current Year Fee			
Sr. No	Particulars	Receivable Amount (Rs.)	Balance Amount (Rs.)
1	Development Fees [Receipt ENTRY]	8273	8038
2	Tuition Fees [Receipt ENTRY]	82727	82727
Total		91000	90765

Amount for Payment : 

Step 9: Click on the **Proceed for Payment** button. You will get following screen. Check your email id and mobile number mentioned as shown below, if it is correct then click on **Make Payment**. Payment receipt will be send to your email id and SMS will be sent to your mobile number.

If the details displayed are wrong, please get it updated in ERP either using **Change of Information** menu or by contacting your institute/departmental ERP co-ordinator.

Proceed For Payment

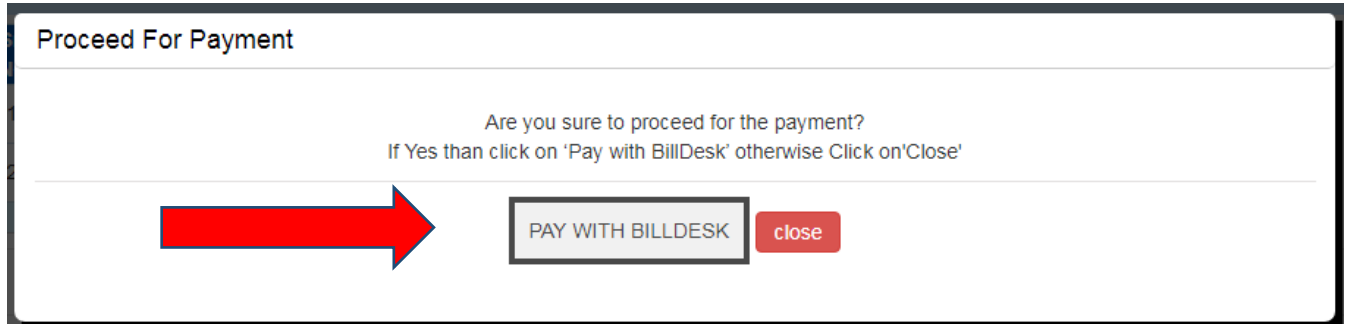
Student Name : SARANG DINESH CHANDWADKAR (0117011308)

You have selected the following fee heads for the payment.

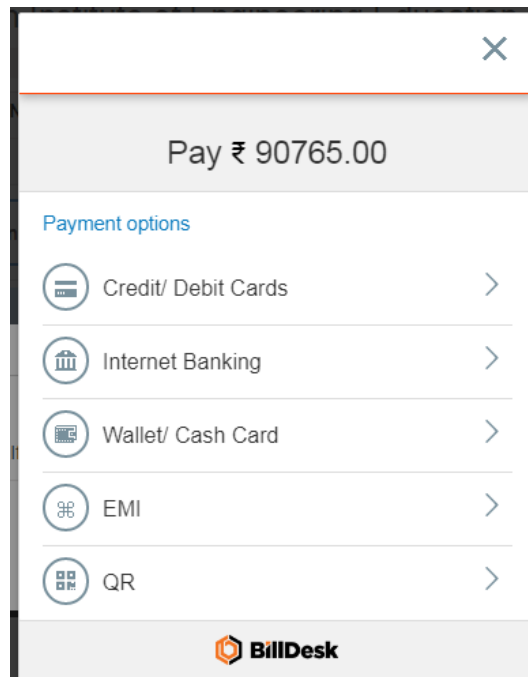
Sr. No	Particulars	Balance Amount (Rs.)	Paid Amount (Rs.)
1	Development Fees [Receipt ENTRY]	8038	8038
2	Tuition Fees [Receipt ENTRY]	82727	82727
Total		90765	90765

The fee receipt after successful payment of fees will be mailed at the email **c59sarang@gmail.com** and message will be sent at mobile number **9404801011**. Ensure these details are correct. If the details are correct, click on 'Make Payment'

Step 10: Once you click in the Make Payment button you will get following window. Click on the **PAY WITH BILLDESK**. It will redirect you to Billdesk payment Gateway for making the payment.



Step 11: You will get following payment options to pay your fees.



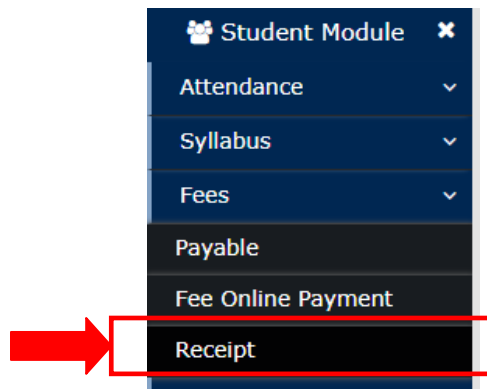
Select the appropriate option as per your payment mode, fill the details and submit. You will get on screen acknowledgment from payment gateway showing the transaction details.

Please note down the transaction details shown on the screen for your future reference.

After Successful transaction you will receive fee receipt on your mail.

Note: In case if you do not receive a receipt on your email id or receipt number shown on screen is blank or receipt number printed as NO, do not be panic. Sometimes online transactions takes time to complete hence you do not receive email and the receipt number on the acknowledgement shown by payment gateway. In this case, please wait for atleast 2 hours to get the email of the receipt and still if you do not receive any mail you can contact account section on engg-fees@kkwagh.edu.in and mention your transaction details in the mail which you have noted down and know the payment status from them.

Step 12: You can see your last recent 5 receipts in your ERP login. For viewing the receipts, go to the Home Screen of your ERP Login and click on the **Fees** → **Receipt**.



Step 13: You will get following window showing your receipts with receipt number, receipt date and amount. Click on the any of the receipt number to view that receipt.

SR. NO	RECEIPT NO	RECEIPT DATE	AMOUNT
1	1784	14/07/2020	100
2	1786	14/07/2020	120
3	1787	14/07/2020	130
4	1603	09/07/2020	100

Student Name : SARANG DINESH CHANDWADKAR (1032170720)
Academic Session : 2020-2021 Semester : SEMESTER VII Course Year : BE-COMP-A