

- Product – Life – Cycle Management
- Industrial Engg / Productivity Management/Value Engineering
- Human Factors Engg/Ergonomics/TRIZ
- WCM practices: FMS, CAPP, TQM, cellular manufacturing and Lean Manufacturing,
- Materials Management/ Logistics/ Supply Chain Management
- Advanced Materials/ Smart Materials/ Surface Engineering
- Advanced Manufacturing Processes (Metal Cutting, Forming, Joining & NTMT)
- High – Precision Manufacturing
- Reliability and Maintenance Engineering/Tribology
- Economics, Finance & Cost Issues in Manufacturing
- Production Planning & Control.
- Decision Support Systems in Manufacturing

Guidelines for preparing Abstract & Full Length Paper

The guidelines to prepare the camera-ready manuscript and the registration form are available on the website (www.engg.kkwagh.edu.in). Authors are required to submit the camera-ready manuscripts as e-mail attachments to icmax2019@kkwagh.edu.in. Plagiarism check will be made and the similarity content should not be more than 15%.

Important dates:

- Submission of camera ready full length paper : 10th January 2019
- Confirmation of Acceptance of paper : 20th January 2019
- Last date for Registration : 31st January 2019

Publications:

All accepted papers will be published in Conference Proceeding (Hard and Soft). Selected papers will also be published in reputed journals.

Advertisements for Souvenir & Conference Sponsorship

A Proceedings/Souvenir containing the articles/abstracts of contributory & invited papers and the advertisements will be published and provided to the participants, Academic Institutions, Govt. R&D laboratories & advertisers.

Tariff:- Back Cover Page (4 Colors).....	Rs. 20,000
Inside Front & Back (Colors) Each.....	Rs. 15,000
Full Page (Colors).....	Rs. 10,000
Half page (Colors)	Rs. 5000

A soft copy of the advertisement in PDF or CDR format designed for A4 page with 15mm margin on all sides should be sent along with the Payment in favor of, Principal, K. K. Wagh Institute of Engineering Education & Research, Nashik.

Sponsors:- Sponsorship is solicited from benevolent organizations. These will be publicized during the conference

Platinum:-	Rs. 1,00,000
Diamond:-	Rs. 75,000
Gold:-	Rs. 50,000
Silver:-	Rs. 25,000

The sponsorers will get opportunity to publish their logo on conference banners, bags, souvenir etc.

How to reach K. K. Wagh I. E. E. & R., Nashik - The Venue for the conference

Nashik is well connected by air, road and rail. Chhatrapati Shivaji International Airport, Mumbai is located 190 km from Institute. Also Nashik airport is at a distance of 15 km from Institute. Trains regularly commute between Nashik and main cities of the region. Buses also ply regularly between Nashik and all other cities of Maharashtra. For Assistance, contact to Mr. A. R. More on Mobile –9423421376/8806764217.

Registration Fees

- Delegates from academic institutions and Industry: Rs. 3000/- (Indians); \$200 (foreigners)
- Students (PG and PhD): Rs.2000/-
- UG Students: Rs. 1500/-

At least one author will have to register for the conference.

The fee includes conference Kit, lunch and dinner during the conference and CD of proceedings. Accompanying spouse/person will be charged Rs. 2000 (Indians); \$ 100 (foreigners) per head. Accommodation will be provided at nominal charges (if required).

NOTE:-

The participants are required to send the registration fees by one of the following means:

- Demand draft (DD) or Multi-City Cheque in favor of “Principal, K. K. Wagh Institute of Engineering Education & Research, Nashik” Payable at Nashik, India & must be sent to Principal, K. K. Wagh Institute of Engineering Education and Research, Nashik, on or before 31th January 2019.

- Online Bank Transfer at:

Account - Principal, K. K. Wagh Institute of Engineering Education & Research, Nashik
 Account No - 081021110000008
 Bank - Bank of India
 Branch - Adgaon Naka
 Branch Code - 0810
 IFSC Code - BKID0000810
 MICR Code - 422013007

Organizing Committee

- Prof. Dr. S. R. Gangurde
- Prof. N. B. Gurule
- Prof. A. S. Kamble
- Prof. A. B. Bhusnar
- Prof. A. A. Sonawane
- Prof. M. Y. Khalkar
- Prof. Ms. N.K. Sonawane
- Prof. V. S. Gaikwad
- Prof. A. D. Mandlik
- Prof. N. S. Wakchaure
- Prof. S. B. Sangle



2nd International Conference on Manufacturing Excellence (ICMAX - 2019)

15-16 February 2019



Sponsored By

Savitribai Phule Pune University, Pune

Organized By

Department of Production Engineering
K. K. Wagh Institute of Engineering
Education & Research, Nashik

In association with

Indian Institution of Production
Engineers,
Nashik Local chapter



International Advisory Committee

- Dr. S. D. Bhole, Ryerson University, Canada
- Dr. A. Gunasekaran, University of Massachusetts
- Dr. Ahad Ali, Lawrence Technological University, Michigan, US
- Dr. Indra Gunawan, University of Adelaide, Adelaide, Australia
- Dr. Atta ur Rehman, King Saud University, Riyadh, Saudi Arabia
- Dr. Kia Parsi, General Director of Technology Development, Islamic Azad University, Tehran, Iran
- Prof. A. Subash Babu, Professor, IIT Bombay
- Prof. R. P. Mohanty, Senior Advisor, ICFAI group of Universities (India)
- Dr. S. G. Deshmukh, Director, IIITM, Gwalior.
- Dr. Ashok Deshpande, University of California, Berkeley, California USA

National Advisory Committee

- Dr. V. B. Gaikwad, Dean, Science & Technology, SPPU, Pune
- Dr. Aditya Abhyankar, Dean, Faculty of Technology, SPPU, Pune
- Dr. B.B. Ahuja, Director, College of Engineering, Pune
- Dr. M.S. Kulkarni, Dept. of Mechanical Engg. IIT, Bombay
- Dr. Ravi Shankar, Professor, IIT Delhi
- Dr. R. Venkata Rao, Dept. of Mechanical Engg. SVNIT, Surat
- Dr. N. S. Poonawala, Dean R & D., K. C. College of Engineering, Thane
- Dr. D. N. Raut, Dept. of Production Engg., VJTI, Mumbai
- Dr. V. M. Nandedkar, Professor, SGGSSITS, Nanded
- Dr. M. M. Akarte, National Institute of Industrial Engineering, Mumbai
- Prof. Bijan Sarkar, Dept. of Production Engg. Jadavpur University, Kolkata
- Dr. M. N. Qureshi, Dept. of Mechanical Engg. M.S. University, Vadodara
- Dr. S.S Mahapatra, Dept. of Mechanical Engg. NIT, Rourkela
- Dr. G.S. Dangayach, Dept. of Mechanical Engg. MNIT, Jaipur
- Dr. P. P. Date, Professor, IIT Bombay
- Dr. B. E. Narkhede, National Institute of Industrial Engineering, Mumbai
- Dr. N. R. Gilke, K. J. Somaiya College of Engineering. Mumbai
- Dr. K. N. Subramanya, Principal, R. V. College of Engineering, Bengaluru
- Dr. S. P. Kallurkar, Principal, Atharva College of Engineering, Mumbai
- Mr. Ajay Bhatia, Chief Mktg. ONGC – MRPL, Mangalore
- Dr. A. M. Kuthe, Professor, VNIT, Nagpur.
- Dr. M. A. Venkatesh, Principal, AVCOE, Sangamner.

Industry Advisory Committee

- Dr. D. Datta, Scientist H+, BARC, Mumbai.
- Dr. R. Balasubramaniam, Sr. Scientist, BARC, Mumbai.
- Avinash Chintawar, Plant Head, Bosch Ltd., Nashik.
- Ganesh Kothawade, Vice President, ABB India Ltd., Nashik.
- Ashish kumar Roy, General Manager Quality, HAL, Ozar, Nashik.
- Mandar Parashare, Plant Head, Kirloskar Oil engine Ltd., Gonde, Nashik.
- Sudhir Mutalik, Managing Director, Positive Metering, Nashik.
- Nishikant Ahire, Director, Machine House (I) Pvt. Ltd. Nashik.
- Harishankar Banerjee, Executive Chairman, EPCOS (I) Pvt. Ltd., Nashik & President, NIMA.
- Varun Talwar, Chief Operating Officer, TALCO India, Nashik & President, AIMA.

Patron

- Hon. Shri. Balasaheb Wagh – Chairman, K. K. Wagh Education Society, Nashik.
- Hon. Dr. N. R. Karmalkar – Vice Chancellor, Savitribai Phule Pune University, Pune.

Convener

- Dr. K. N. Nandurkar, Principal, K.K. Wagh Institute of Engg. Education & Research, Nashik.
Email Id: knnandurkar@kkwagh.edu.in (Ph: 9922325472)

Co-Conveners

- Dr. P. J. Pawar, Professor and Head, Dept. of Production Engg., KKWIEER, Nashik.
Email Id: pjpawar@kkwagh.edu.in (Ph: 9850972420)
- Prof. S. B. Gunjal, Assistant Professor, Dept. of Production Engg., KKWIEER, Nashik.
Email Id: sb.gunjal@kkwagh.edu.in (Ph: 9881400241)

About Nashik

Nashik, named after a relic associated with Ramayana, is a city in Maharashtra located on the banks of river Godavari. Nashik plays host to the famous Kumbh Mela every 12 years. The city is located 190 km north of state capital, Mumbai. The city is home to plenty of exotic temples and it also plays host to the thousands of tourists visiting Shirdi, Trimbakeshwar and Saptashringi garh. Nashik has evolved over a period of time to get recognized as a rapidly developing city of great industrial, educational, agricultural, sports and tourism significance along with its being a potent spiritual place of pilgrimage. Recently, Nashik has been included in the list of smart cities of India by the central government of India. Nashik gives you the chance to experience a fabulous cocktail of extremes - from temples to vineyards, hills to water-fall, this place offers a lot to see. Over and above all, Nashik enjoys a pleasant atmosphere round the year.

About Institute

K. K. Wagh Institute of Engineering Education and Research, Nashik is approved by the All India Council of Technical Education (AICTE), New Delhi and Government of Maharashtra, and is affiliated to the Savitribai Phule Pune University. Recently the Institute is adjudged as Grade 'A' by NAAC. NBA-AICTE, New Delhi has reaccredited five UG Courses. The institute has developed state-of-the art laboratories for conducting the courses in Computer, E & TC, Electronics, Production, Civil, Mechanical, Chemical Engineering and Information Technology. The intake at undergraduate level is 840 and 228 at Post Graduate Level. The institute also has Research center in four departments. Department of Production Engineering has produced over 60 ME (Production) graduates and 5 Ph.D. scholars so far.

About The Conference

India is emerging as a Manufacturing hub. However, to be known as a global competitive player, a strong techno- managerial strategy is needed for the country. Quality, Productivity, Cost effectiveness, Time Optimized processes

and Customer Focus are the important dimensions of excellence. Development of new technologies of materials, manufacturing, IT and its management will be key success factors. The 'Make in India' program of Government of India is to ensure that manufacturing sector which contributes around 15% of the country's Gross manufactured Products to be increased to 25% in next few years. To achieve the success of this program one should be more focused towards novelty and innovation for the sectors identified such as automobiles, auto components, bio-technology, chemicals, defense manufacturing, electronic systems, food processing, leather, mining, oil & gas, ports, railways, etc. and integration with the academic for carrying out research and development would be critical.

The objective of this conference is therefore to bring together leading academic scientists, researchers and research scholars to exchange and share their experiences and research results about all aspects of sustainable manufacturing. It also provides the premier interdisciplinary forum for researchers, practitioners and educators to present and discuss the most recent innovations, trends, and concerns, practical challenges encountered and the solutions adopted in the field of Manufacturing. The conference is also aimed at bridging the gap between pure research and practical applications and to identify the specific pending issues that need to be tackled in relation to the main implementation challenges related to better utilization of raw materials and energy, integration of design and manufacturing activities requiring the invention of suitable new manufacturing processes and techniques, unmanned production dependent on efficient and reliable control of various processes including intelligent processing, introduction of new materials in industrial production necessitating new manufacturing process technology etc.

Who should attend?

All those who manufacture, teach, research new products and new manufacturing processes and who wish to achieve competitive excellence should not miss this conference. There will be a few invited key – note talks. Besides, selected good research papers & case studies by the participants as contributory papers will be presented in plenary and concurrent sessions.

Call for papers

Original Papers are solicited in subjects including, but not limited to the following:

- Technological Innovation in Manufacturing
- Manufacturing strategy, Technological Forecasting and Technology Management
- Concurrent Engineering/ Simultaneous Engg.
- Reverse Engg/Modeling, simulation and optimization/ Rapid Prototyping
- Machine design/Design for Manufacture and assembly
- Failure Analysis (Fatigue, Wear, Corrosion, etc. FMEA)
- Dynamic/Vibration analysis
- CAD/CAM/CIM/ CFD
- Robotics & Automation of Manufacturing
- Mechanisms for machines
- Energy efficient processes
- New product Design & Development

Paper title, font Arial 14 pt, bold, >>Page layout setting 1 inch from top, bottom and right. 1.25 inch from left side

Author^{1*}, Author², Author¹ >>font Arial 10 pt, bold, add spacing before and after paragraph

¹Department of Production Engineering, K. K. Wagh Institute of Engineering Eductaion and Research, Nashik, Savitribai Phule Pune University, Pune , Maharashtra State, India >>font Arial 10 pt

*corresponding author@gmail.com

²Department of Mechanical Engineering, JSPM's Jayawantrao Sawant College of Engineering, Savitribai Phule Pune University, Pune , Maharashtra State, India

Abstract

Italic Arial 10, This study aims at understanding the effect of cryogenic treatment of workpiece and tool electrode on electrical discharge machining (EDM) performance measures viz., material removal rate (MRR) and tool cryo-treated for all electrical parameter. With increase in gap current tool wear increase but tool wear is low when both NiTi and copper are treated. Both MRR and TWR increases with regards to the gap current and pulse on time. And increase in pulse off reduces the MRR and TWR.

Keyword: Ni-Ti alloy, Material removal rate, Tool wear rate, Cryo-treated copper electrode.

1. INTRODUCTION (>>ARIAL 10 pt, BOLD CAPITAL,)

From here, >> the page will be two column page, arial font 10 pt. Line spacing 1.15 for all content. The higher temperature phase is known as austenite state, in this state material is hard and strong where as the lower temperature phase is called as martensite phase in this phase material is ductile and soft. In austenite phase crystal structure is simple body centered cubic where as in martensite it is crystal structure is complex rhombic. This alloy also shows a significant property i.e shape memory effect hence it has various applications such as aerospace, defence, medical etc. these application requires high accuracy and precision while machining hence conventional machining cannot be used to machine such alloy hence Electric discharge machining is one of the non-conventional machining processes to machined NiTi alloy. Electric discharge machine and Wire electric discharge machining shows excessive compatibility to machine shape memory alloy. Electric discharge machining is the thermal processes in which material is removed by the heat. Heat is introduced by the flow of electricity between

workpiece and tool. It is one of the erosion processes in which material is removed by the erosive action of workpiece by means of flushing fluid. This section discusses the study of various input parameters on performance measure of electric discharge machine such as material removal rate (MRR), tool wear rate (TWR). Ram et al. conducted a research on effect of cryogenic treatment on the workpiece material of EDM process with commercially available EDM oil. Cryogenic is the heat treatment process which helps in enhancing the material property. This research mainly deals with the effect of EDM process parameter on cryogenically treated and non-treated work piece (EN31).The values of these EDM process parameter is being decided by Taguchi's method. MINITAB software is being used for developing the empirical relation of MRR, TWR, Surface Roughness and analysis of the data. From this they concluded that MRR increase in vast amount and surface finish has been improved for most of the level. Todkar et al. conducted a research on effect of vibration on EDM processes for this research a separate vibrating unit is being designed to create the low frequency oscillation to the work piece. Electromagnet is used as actuator

in this setup. Work piece and tool used for this research study is WC of grade MG18 and tungsten respectively with commercially available Total FINA ELF EDM 3 oil. From this they come to know that there is continuous suction and pumping action of fluid which leads to improve the flushing condition and results in removing the debris from the machined surface which improves the MRR. Vibration Assist micro EDM also leads to improve the surface finish of micro hole and reduction in the tool wear. On the other hand very high amplitude and frequency found to be unsuitable for surface quality and accuracy of micro holes. Khan et al. conducted a research on effect of tool polarity on the machining characteristics of EDM, in general tool is at the negative pole and work piece is at positive pole this is called direct polarity, but in this research tool is kept at positive pole and work piece is at the negative pole this is called reverse polarity. In this research copper is being used as tool material and steel of grade 28 is used as a work piece with spark erosion oil as a flushing fluid. A 3^2 factorial design is being used for conduction of the experiments. The study states that direct polarity is suitable for higher Material Removal Rate and less electrode wear rate but on the other hand reverse polarity give better surface finish as compared to direct polarity. Direct polarity gives 10 times more MRR and 5 times less TWR as compared with the reverse polarity. Gil et al. conducted a research on wear reduction of aluminium electrode by cryogenic treatment in electro discharge machine, deep cryogenic treatment is the process of enhancing the material properties in which material is subjected to -185°C . Cryogenic treatment improve the crystal structure, relieves the residual stresses and improves the electrical property. Taguchi's design L_9 orthogonal array is being used to conduct the experiment and experiments are carried out on hot die steel (AISI H11) and aluminium as a tool material. The result of experiments suggested that electrode wear is significantly reduces by deep cryogenic treatment as compared with the untreated electrode. Jatti

and Singh studied the effects of cryogenic treatments on the machinability of NiTi shape memory alloys work pieces in electro discharge machining. Due to cryo-treatment the electrical conductivity of work piece exceptionally improved. Experimental results showed about 19% increase in material removal rate of cryogenic treated work pieces. Variations in tool wear rate were found to be marginal. Walkar et al. investigated the effect of magnetic field on the material removal rate and surface roughness, in conjunction with the variation of electrical parameters like pulse on-off times and gap current, while keeping other electrical parameters and work piece/ tool material constant. An experimental result showed that the magnetic field assisted EDM improves the process stability. Payal et al. conducted a research on electro discharge machined surface of EN-31 tool steel. Experiments were performed on EN-31 tool steel as work piece material and copper, brass and graphite as electrode with kerosene as flushing fluid. Scanning Electron Microscope and optical microscope is being used for the surface analysis of machined surface and to understand the effect of heat affected zone respectively. They found that heat affected zone in case of graphite electrode is deeper than copper and brass. And Brass gives good surface finish and normal MRR. Prihandana et al. investigated the effect of vibration on electric discharge machine. Material used for conducting these experiments is stainless steel (SS-304) with low frequency vibration. This research study shows that use of low frequency vibration improves the material removal rate and diminishes tool wear rate and surface finish. From this literature survey it is observed that very few research are carried on NiTi and not as such work is carried on effect of cryogenic treatment of electrode and workpiece. This research work deals with the comparative study of cryogenic treated and untreated NiTi when machined by copper electrode on performance measure of EDM such as material removal rate, tool wear rate by varying input parameters such as gap current, pulse on time and pulse off time.

2. MATERIAL AND METHODS

The work material selected for the study is NiTi alloy of dimension $\phi 20$ mm x 20 mm and cryo-treated and untreated electrolytic copper is used as tool electrode with dimension of 3×25 mm. Workpieces and tool were cryo-treatment at -185°C at Kryoscape, Pune, India. Experiments were conducted at die sink type electrical discharge machine of C 400 x 250 model and Electronic make. Table 1 and 2 show the properties of electrolytic copper and NiTi alloy respectively. Gap voltage is kept constant at 55 V and flushing pressure is set at 0.5 Kg/cm^2 . Gap current, pulse on time, pulse off time were varied and experimental conditions are mentioned in Table 3. The change in weight of workpiece and tool electrode is being measured by digital weighing balance of model GR-300 with accuracy of 0.0001 gm. Material removal rate and tool wear rate is calculated using equation 1 and 2. Figure 1 shows the experimental set up and figure 2 shows NiTi alloy and copper electrode.

$$\text{MRR} = \frac{(W_1 - W_2) * 1000}{\rho * t} \quad (1)$$

$$\text{TWR} = \frac{(T_1 - T_2) * 1000}{\rho * t} \quad (2)$$

Where, W_1 = weight of workpiece before machining (gm), W_2 = weight of workpiece after machining (gm) T_1 = weight of tool before machining (gm), T_2 = weight of tool after machining (gm), t = machining time (mins), ρ = density of material (gm/cc).

Table 1 (bold) >>table caption must be on the top of table, Arial 11 pt. title without bold

Copper	99.9 %
Density	8.94 gm/cc
Ultimate Tensile strength	220.632 MPa
Yield Tensile strength	68.947 MPa

Table 2 Physical, mechanical and chemical properties of NiTi alloy

Density	6.45 gm/cc
---------	------------

Ultimate Tensile strength	754-960 MPa
Yield Tensile strength	560 MPa
Elongation at break	15.5%
Modulus of Elasticity	75 GPa
Poisson's ratio	0.300
Shear Modulus	28.8 GPa
Specific Heat capacity	$0.320 \text{ J/g}^\circ\text{C}$

Table 3 Experimental conditions

Workpiece	NiTi Shape Memory Alloy(Treated and Untreated)
Tool	Electrolytic Copper(Treated and Untreated)
Flushing fluid	Commercial EDM Oil
Gap current (A)	8,10,12,14,16
Pulse on time (μs)	13,26,38,51,63
Pulse off time (μs)	5,6,7,8,9



Fig. 1 Experimental set up >> Arial 11 pt, figure caption on bottom side

3. Result and Discussions

This section discusses the effect of cryogenic treatment of NiTi alloy and copper electrode on electric discharge machining performance measures namely MRR and TWR. It was observed from the experimentation that MRR in case of treated NiTi and untreated copper is more as compared with treated NiTi and treated copper because when both workpiece and tool are treated then energy required to remove the material is more due to the bonding of molecules. And TWR is slightly high when untreated copper was used for the experimentation. Figure 2 and 3 shows the

variation of MRR and TWR with respect to gap current.

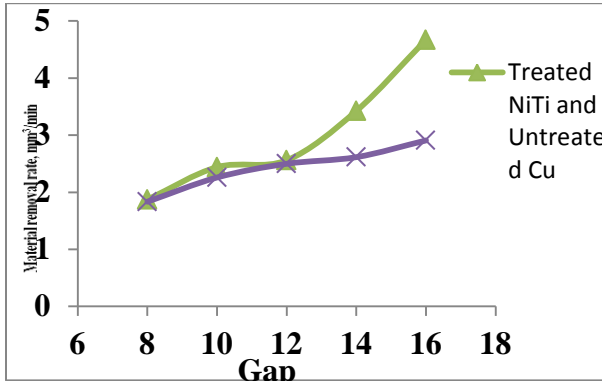


Fig. 2 MRR versus gap current

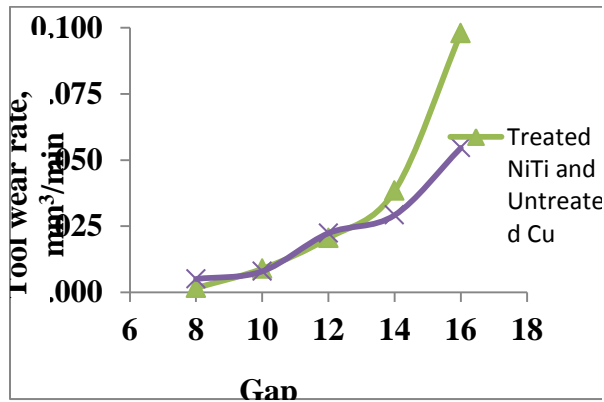


Fig. 3 TWR versus gap current

Figure 4 and 5 shows the variation of MRR and TWR with respect to pulse on time. It is noted that MRR starts increasing as there is increase in the pulse on time. As pulse on time increases plasma channel diameter become wider and causes positive ion to become active which then attacks the workpiece surface and removes the material by evaporation. As pulse on increases the TWR also starts increasing but it declines after 25 μ s because when pulse on increases, the plasma channel diameter gradually increase and positive ion become more active. This reduces the movement of electron towards the tool because of this amount of heat and energy transferred to the tool reduces which

results in diminishing of TWR. It was noted that MRR is less and TWR is more in case when workpiece as well as copper electrode are treated. Figure 6 and 7 shows the variation of MRR and TWR with respect to pulse off time. It is noted from the experiments that MRR and TWR both decreases as increase in the pulse off time, increased pulse off leads to cool the machining surface of workpiece hence there is decline in MRR and TWR. It is noted that MRR in case when both are cryotreated i.e workpiece and electrode is less as compared with the untreated NiTi and treated copper.

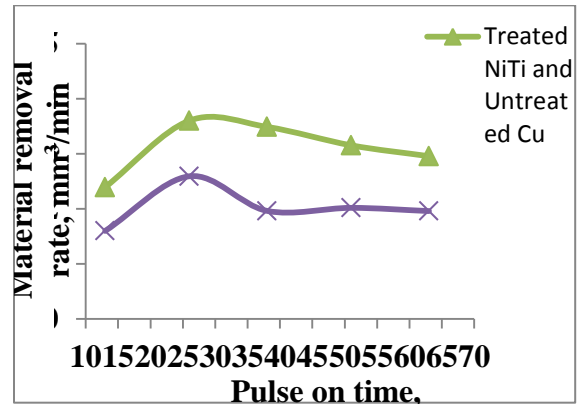


Fig. 4 MRR versus pulse on time

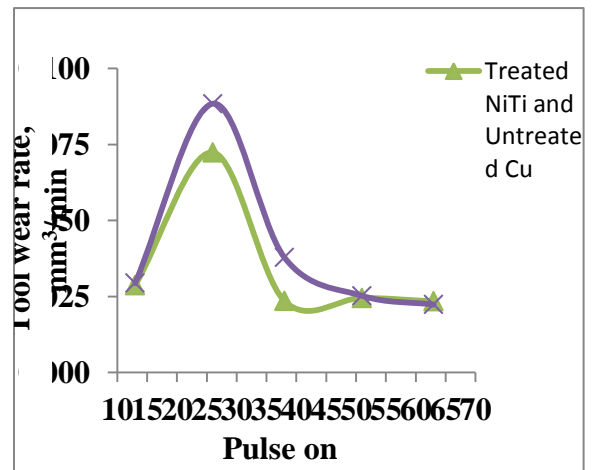


Fig. 5 TWR versus pulse on time

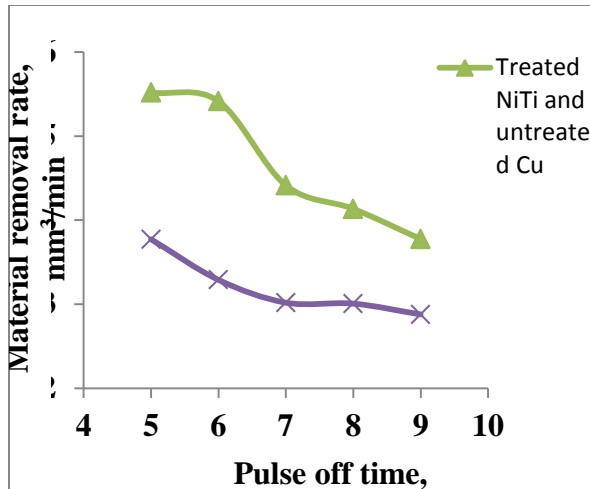


Fig. 6 MRR versus pulse off time

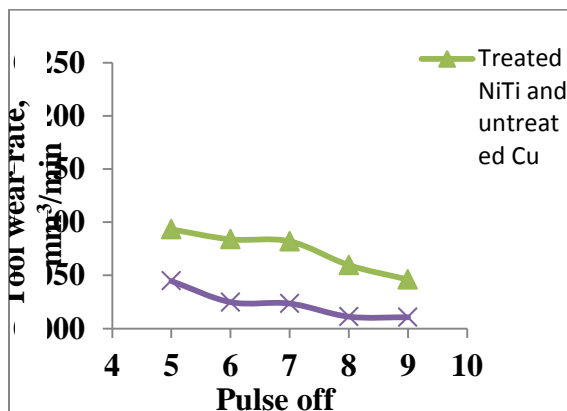


Fig. 7 TWR versus pulse off time

4. CONCLUSIONS

In this research study mesoscale square hole of 3 mm x 3 mm were drilled on the cryo-treated NiTi alloy using cryo-treated and untreated copper electrode in electric discharge machining. It was observed that cryo-treatment of electrode improves the tool life. Both MRR and TWR increases with regards to the gap current and pulse on time. And increase in pulse off reduces the MRR and TWR. From this study it can be concluded that MRR is always less in case when both the workpieces and tool are cryo-treated.

REFERENCES

- [1] Ram N.R., Rao K.V., Kanth C.L. (2014) Parametric Analysis on the effect of Cryogenic Treatment on the workpiece material of EDM Process. *International Journal of Engineering and Research Technology*, 3(1).
- [2] Khan D.A., Hameedullah M. (2011) Effect of tool polarity on the machining characteristics in EDM of silver steel and statistical modelling of the process, *International Journal of Engineering Science and Technology*, 3(6).
- [3] Todkar A.S., Sohani M.S., Kamble G.S., Nikam R.B. (2013) Effect Vibration on Electro Discharge Machining Processes, *International Journal of Engineering and Innovative Technology*, 3(1).
- [4] Gill A.S., Thakur A., Kumar S. (2012), Effect of Deep Cryogenic Treatment on the Surface Roughness of OHNS Die Steel after WEDM, *International Journal of Applied Engineering Research*, 7(11).
- [5] Jatti V. S., Singh T. P. (2014), Effect of deep cryogenic treatment on machinability of NiTi shape memory alloys in Electro Discharge Machining, *Applied Mechanics and Materials*, 592-594 197-201.
- [6] Walkar H., Jatti V. S., Singh T. P. (2014) , Magnetic Field Assisted Electrical Discharge Machining of AISI 4140, *Applied Mechanics and Materials* 592-594 479-483.
- [7] Payal H.S. , Choudhary R., Singh S. (2008) Analysis of electro discharge machined surface of EN-31 tool steel, *Journal of Scientific and Industrial research* 67 1072-1077.
- [8] Prihandana G.S., Mahardika M., Hamdi M., Mitsui K. (2011) Effect of low-frequency vibration on workpiece in EDM processes, *Journal of Mechanical Science and Technology*, 25 (5) 1231-1234.